

FUND FACTS

Net Assets (mill., all classes)	as of 09/30/18	\$712.75
Inception Dates		
Investor, Institutional	3/27/2008	
Class A	5/1/2013	
Market Cap (Weighted Avg.)¹		2.8 B
Number of Holdings		58
Turnover Rate (as of 12/31/17)		56%
Minimum Investment		
Investor, Class A		\$1,000
Institutional		\$250,000

A small cap equity fund focusing on business fundamentals, valuations and risk management.

- Seeks to invest in high-quality companies with attractive valuations that the manager believes are highly profitable and reasonably priced with relatively high free cash flow and strong management teams.
- Fund's risk-focused management process has produced lower volatility/risk relative to its benchmark.
- One of the few small cap funds that employ a sustainable investing approach.

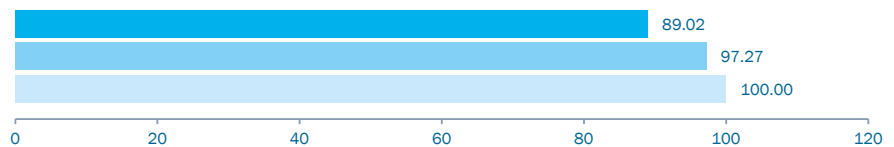
MORNINGSTAR STYLE BOX⁵ as of 09/30/18 **FUND COMPOSITION (%) as of 09/30/18**



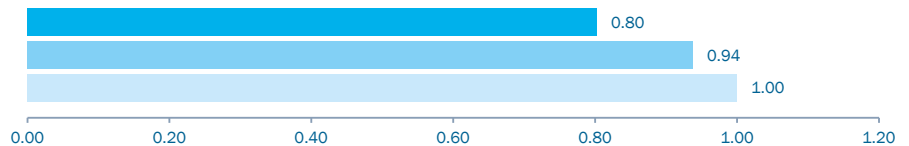
THE FUND HAS DELIVERED LOWER RISK VS. PEERS. as of 09/30/18

For the 10 year period ending 9/30/2018, the Pax Small Cap Fund's (PXSCX) focus on reasonably priced companies with quality characteristics has helped mitigate losses and reduce portfolio risk.

DOWNSIDE CAPTURE⁴ - 10 YEAR



BETA³ - 10 YEAR



■ Pax Small Cap Fund - Individual Investor Class (PXSCX) ■ Lipper Small Cap Core Average~ ■ Russell 2000 Index*

Source: FactSet. Past performance does not guarantee future results.

Portfolio Management Team

Nathan Moser, CFA[®], Portfolio Manager
Diederik Basch, CFA[®], Senior Analyst
Curtis Kim, CFA[®], Analyst

⁵The Morningstar style box is a nine-square grid that classifies securities by size along the vertical axis and by style (Value and Growth Characteristics) along the horizontal axis. Morningstar's equity style methodology uses a building block, holdings-based approach. Funds are classified as large, mid, or small based on the market capitalization of its portfolio holdings. Style is determined at the stock level and then those attributes are rolled up to determine the overall investment style of a fund.

*The Russell 2000 Index ("Benchmark") is an unmanaged index and measures the performance of the small-cap segment of the U.S. equity universe. The Russell 2000 Index is a subset of the Russell 3000 Index representing approximately 10% of the total market capitalization of that index. It includes approximately 2000 of the smallest securities based on a combination of their market cap and current index membership. One cannot invest directly in any index.

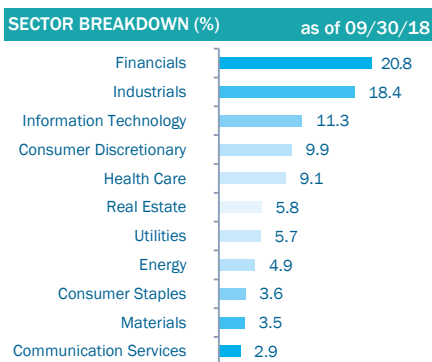
~Lipper Small-Cap Core Average is the average return of the entire Lipper Small-Cap Core classification. The Lipper Small Cap Core Funds Average is a total return performance average of the mutual funds tracked by Lipper, Inc. that, by portfolio practice, invest at least 75% of their equity assets in companies with market capitalizations (on a three-year weighted basis) below Lipper's USDE small-cap ceiling. Small cap core funds have more latitude in the companies in which they invest. These funds typically have an average price-to-earnings ratio, price-to-book ratio, and three-year sales-per-share growth value, compared to the S&P SmallCap 600 Index. The Lipper Small-Cap Core Funds Index is not what is typically considered to be an "index" because it tracks the performance of other mutual funds rather than the changes in the value of a group of securities, a securities index or some other traditional economic indicator. One cannot invest directly in any index.

⁴Weighted Average is an average in which each quantity to be averaged is assigned a weight. These weightings determine the relative importance of each quantity on the average.

You should consider a fund's investment objectives, risks, and charges and expenses carefully before investing. For this and other information, call 800.767.1729 or visit www.paxworld.com for a fund prospectus and read it carefully before investing.

CUSIPS AND SYMBOLS		
	CUSIP	Symbol
Investor	704223825	PXSCX
Class A	704223569	PXSAX
Institutional	704223817	PXSIX

FUND EXPENSES		As of 5/1/2018
Management Fees		
Investor		0.75%
Class A		0.75%
Institutional		0.75%
12b-1 Fees		
Investor		0.25%
Class A		0.25%
Institutional		-
Total Expenses		
Investor		1.19%
Class A		1.19%
Institutional		0.95%



TOP TEN HOLDINGS (%)		as of 09/30/18
Natus Medical, Inc.		4.1
HomeTrust Bancshares, Inc.		3.9
Unitil Corp.		3.6
Capitol Federal Financial, Inc.		3.0
Antero Resources Corp.		3.0
Meridian Bancorp, Inc.		2.9
MRC Global, Inc.		2.8
Comfort Systems USA, Inc.		2.6
White Mountains Insurance Group, Ltd.		2.5
Maple Leaf Foods, Inc.		2.5

Holdings are subject to change

PERFORMANCE	RETURNS (%) ^g			AVERAGE ANNUAL RETURNS (%) ^g			
	As of 09/30/18	3 MONTH	YTD	1 YEAR	3 YEAR	5 YEAR	10 YEAR
Investor Class		-1.56	-0.06	5.45	9.13	7.09	10.15
Class A ^o		-1.56	-0.06	5.46	9.12	7.10	10.15
Institutional Class		-1.49	0.12	5.72	9.40	7.37	10.44
Russell 2000 Index ^x		3.58	11.51	15.24	17.12	11.07	11.11
Lipper Small-Cap Core Index ^f		3.91	9.39	13.95	16.23	10.62	11.28
Class A (with 5.50% maximum sales charge)		-6.99	-5.54	-0.36	7.07	5.89	9.52

YEAR	CALENDAR YEAR RETURNS (%) ^g		
	INVESTOR CLASS	RUSSELL 2000 INDEX ^x	LIPPER SMALL-CAP CORE FUNDS INDEX ^f
2017	8.77	14.65	13.95
2016	17.90	21.31	22.54
2015	-3.85	-4.41	-4.23
2014	7.06	4.89	4.09
2013	43.24	38.82	36.13

RISK STATISTICS (10 Year)	as of 09/30/18		
	INVESTOR CLASS	RUSSELL 2000 INDEX ^x	LIPPER SMALL-CAP CORE AVERAGE~
Standard Deviation ²	16.69	19.31	18.19
Beta ³	0.80	1.00	0.94
Alpha ⁴	0.09	0.00	-0.02
R-Squared ⁵	86	100	99

About Pax World

Pax World Funds ("Pax") are advised by Impax Asset Management LLC, formerly Pax World Management LLC, a pioneer in the field of sustainable investing. Pax offers a diverse lineup of mutual funds focused on the risks and opportunities arising from the transition to a more sustainable global economy. Each fund integrates environmental, social and governance (ESG) research into the investment process to better manage risk and deliver competitive long-term investment performance. Since 1971, Pax has made it possible for investors to pursue financial returns while having a positive social and environmental impact.

For more information, please visit paxworld.com or call 800.767.1729.

Pax World Funds are distributed by ALPS Distributors, Inc. ALPS Distributors is not affiliated with Impax Asset Management LLC or Morningstar, Inc. ALPS is not the distributor for the separately managed accounts.

Pax World Funds
30 Penhallow Street, Suite 400
Portsmouth, NH 03801
800.767.1729

www.paxworld.com

PAX008138 1/19

Performance data quoted represent past performance, which does not guarantee future results. Investment return and principal value of an investment will fluctuate so that an investor's shares, when redeemed, may be worth more or less than their original cost. Current performance may be lower or higher than the performance data quoted. For most recent month-end performance information, visit www.paxworld.com.

RISK: Equity investments are subject to market fluctuations, the fund's share price can fall because of weakness in the broad market, a particular industry, or specific holdings. Funds that emphasize investments in smaller companies generally will experience greater price volatility.

^gFigures include reinvested dividends, capital gains distributions, and changes in principal value.

^oInception of Class A shares is May 1, 2013. The performance information shown for Class A represents the performance of the Individual Investor Class shares for the period prior to Class A inception. Class A Inception date return since May 1, 2013 is 10.18 (annualized). Class A: A 1.00% CDSC (contingent deferred sales charge) may be charged on any shares sold within 18 months of purchase over \$1million.

^fThe Lipper Small-Cap Core Funds Index tracks the results of the 30 largest mutual funds in the Lipper Small-Cap Core Funds Average. The Lipper Small-Cap Core Funds Average is a total return performance average of the mutual funds tracked by Lipper, Inc. that, by portfolio practice, invest at least 75% of their equity assets in companies with market capitalizations (on a three-year weighted basis) below Lipper's USDE small-cap ceiling. Small-cap core funds have more latitude in the companies in which they invest. These funds typically have an average price-to-earnings ratio, price-to-book ratio, and three-year sales-per-share growth value, compared to the S&P SmallCap 600 Index. The Lipper Small-Cap Core Funds Index is not what is typically considered to be an "index" because it tracks the performance of other mutual funds rather than the changes in the value of a group of securities, a securities index or some other traditional economic indicator. Investors cannot invest directly in any index.

²Standard deviation measures a Fund's variation around its mean performance; a high standard deviation implies greater volatility.

³Beta reflects the sensitivity of a Fund's return to fluctuations in its benchmark; a beta for a benchmark is 1.00; a beta greater than 1.00 indicates above average volatility and risk.

⁴Alpha is a coefficient measuring risk-adjusted performance, considering the risk due to the specific security, rather than the overall market. A positive alpha reflects relative risk-adjusted performance of the Fund versus its benchmark.

⁵R-Squared is a measure of how much a portfolio's performance can be explained by the returns from the overall market (or a benchmark index). The measure ranges from 0, which means that the Fund's performance bears no relationship to the performance of the benchmark, to 100, which means that the Fund's performance is perfectly synchronized with the performance of the benchmark.

[^]Downside Capture is a measure of an investment manager's overall performance in down-markets and is used to evaluate how well or poorly an investment manager performed relative to an index during periods when that index has dropped. A downside capture ratio less than 100 indicates that the investment manager has outperformed its index during down-markets, while downside capture ratio greater than 100 indicates that the investment manager has underperformed its index during down-markets.